

**Item No. 100351 - iOmini Powdercoat White finish  
(For desktop use with phones or small tablets)**



**NEW  
PRICE!**  
\$90.00  
\$72.00

**Compatible with:**

**Important:**

Self-installation instructions and advice are provided for your convenience. It is your responsibility to determine if you have the knowledge, skills, and physical ability required to properly perform an installation. ProClip USA, Inc. shall have no liability for damage or injury resulting from the installation or use of any ProClip or third party products. It is your responsibility to ensure that all products are installed in adherence with local laws and regulations and in such a manner as to allow a vehicle to be operated safely and without distraction. ProClip USA, Inc. product warranties do not cover the installation, removal or re-installation of any product.

**Attention:**



Carefully read all instructions and review the images before installing this product.  
Can be used with any smartphone, tablet, e-reader or other approved device with a solid state drive or flash memory. Older iPods and other devices with a conventional hard drive should NOT be used as the magnet could damage these devices!

**Do not** attach anything to the mount face plate until after installing the mount to the dashboard. Doing so makes it more difficult to install the mount to the dash and non-refundable since you have screwed into it.  
First, attach the ProClip vehicle mount to your vehicle. Follow the installation instruction that have been included with your ProClip vehicle mount.




1. Carefully remove components from the packaging. Screw the pedestal into the corresponding hole on the base and tighten until firm.

Apply the iOcore to the round head.



2. Ensure the surface of the device is clean and dry. Remove the paper backing from the iOadapt. Center the iOadapt and apply with firm pressure over the entire adapt. Allow adhesive to set for at least one hour before first use. For best results, let adhesive set overnight.

iOadapts utilize a very strong adhesive that is very difficult to remove once applied. Use of an iOskin sticker is recommended. Apply the iOskin to the device and then attach the iOadapt to the skin. This will allow for easier removal.



3. The iOstand holds the device in place and the iOcore can be swiveled to any position on the round head.



4. To remove the device from the stand use a rotating motion starting at the edge of the device. Do not pull the device straight away from the stand. Doing so may cause the iOcore to come off the head and stay stuck to the iOadapt.

## Returns

All returns must be made within thirty (30) days of the delivery date and include proof of purchase, a copy of your original order, or invoice. No products shipped hereunder may be returned without ProClip USA's prior approval. In order to return a product, the buyer must obtain an RMA number (Return Merchandise Authorization Number). **Items returned without a valid RMA number may be rejected. Items that are open, used, damaged, or returned without all original components may have a restocking fee applied.**

## Limited Warranty and Liabilities

ProClip warrants that the Products will be free of defects in materials and workmanship for a period of one (1) year from the date of purchase. If any Product should become defective within the warranty period, ProClip, at its option, will replace it, repair it or refund the purchase price. Repair or replacement parts or Products will be furnished on an exchange basis and will either be new or reconditioned. All replaced Products shall become the property of ProClip. Warranty service is available to you by delivering the Product during the warranty period to the company it was purchased from or to ProClip at 4915 Voges Rd., Madison, WI 53718 USA and providing proof of purchase, price and date. If shipped to ProClip, the buyer must first call ProClip at +1 800-296-3212 or e-mail ProClip at [returns@proclipusa.com](mailto:returns@proclipusa.com) to obtain a return approval and return number. You will bear all shipping, packaging and insurance costs and all other costs, excluding labor and parts, necessary to effectuate repair, replacement or refund under this warranty. For more information on how to obtain warranty service, write, e-mail or telephone ProClip at 4915 Voges Rd., Madison, WI 53718 USA. Tel: +1 800-296-3212, e-mail: [returns@proclipusa.com](mailto:returns@proclipusa.com).

THIS LIMITED WARRANTY DOES NOT EXTEND TO ANY PRODUCT WHICH HAS BEEN DAMAGED AS A RESULT OF ACCIDENT, MISUSE, ABUSE OR AS A RESULT OF UNAUTHORIZED SERVICE. THIS WARRANTY IS IN LIEU OF ALL OTHER EXPRESS WARRANTIES FOR THIS PRODUCT. IMPLIED WARRANTIES, INCLUDING THOSE OF MERCHANTABILITY, FITNESS FOR A PARTICULAR PURPOSE AND NON-INFRINGEMENT SHALL HAVE NO GREATER DURATION THAN 1 YEAR FROM THE DATE OF PURCHASE. IN THE EVENT THIS PRODUCT BECOMES DEFECTIVE DURING THE WARRANTY PERIOD, THE PURCHASER'S EXCLUSIVE REMEDY SHALL BE REPAIR, REPLACEMENT OR REFUND AS PROVIDED ABOVE. IN NO EVENT SHALL PROCLIP BE LIABLE FOR INCIDENTAL OR CONSEQUENTIAL DAMAGES, INCLUDING WITHOUT LIMITATION LOSS OF PROPERTY, ARISING FROM BREACH OF ANY EXPRESSED OR IMPLIED WARRANTY. PROCLIP DISCLAIMS ALL WARRANTIES, EXPRESS OR IMPLIED, OTHER THAN THOSE SET FORTH ABOVE. IN NO EVENT WILL PROCLIP BE LIABLE TO YOU OR ANY THIRD PARTY FOR ANY INCIDENTAL OR CONSEQUENTIAL DAMAGES, INCLUDING, WITHOUT LIMITATION, INDIRECT, SPECIAL, PUNITIVE, OR EXEMPLARY DAMAGES, INCLUDING ATTORNEY FEES ARISING OUT OF THE USE OF OR THE INABILITY TO USE THE PRODUCTS, OR FOR ANY CLAIM BY ANY OTHER PARTY, EVEN IF PROCLIP HAS BEEN ADVISED OF THE POSSIBILITY OF SUCH DAMAGES.

**Regulatory information:** [www.proclipusa.com/regulatory.html](http://www.proclipusa.com/regulatory.html)